

PRINCIPLE

This two-hand pneumatic safety start unit requires simultaneous action by both hands to initiate and maintain operation of a machine while a dangerous situation exists, thus contributing to the safety of the operator. The equipment complies with the machinery directive, contributing to the safety of machinery.

OPERATION

Two control buttons must be pressed simultaneously (maximum interval 0.2 sec.) to trigger the output signal. Release of either control button cancels the output signal. The output signal cannot be re-obtained until both the controls have been released. The machinery control logic authorises release of the control buttons once the dangerous phase is finished. The machine control logic requires release of both buttons between consecutive cycles.

SPECIFICATION

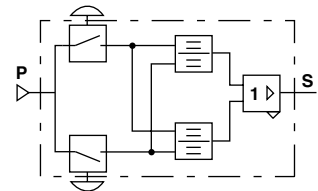
- MEDIUM : dry or lubricated air, filtered to 50µm
- OPERATING PRESSURE : 2 to 8 bar
- PORTS : 4 mm OD hose quick disconnect settings
- AMBIENT TEMPERATURE : -5°C to +50°C
- FLOW (Qv at 6 bar) : 77 l/min (ANR)
- ORIFICE SIZE : 2.5 mm
- INTERVAL BETWEEN SIGNALS : 0.2 s max.
- SERVICE LIFE : 1.5 x 10⁶ cycles (unit)
10⁷ cycles (block)

CONSTRUCTION

- **Twin-module unit (EN 574 Type III B)**
Polyester box with two 40 mm dia. mushroom head buttons, protected by flanges and orientated in opposition. Box including twin-module logic block and one YES function (logic block with EC examination certificate of type: 0526 520 1691 0197)
- **Simplified unit (EN 574 Type III A)**
Box identical to above but with a single logic block for two-hand control (classified as EN574 Type III A, identical to 336 00 017)
- **Twin-module logic block (EN 574 Type III B)**
(EC examination certificate of type: 0526 520 1691 0197)
Set consisting of two modules integrating functions concerning two-hand control and a YES function, combined in a connection box with couplers
- **Single module logic block (EN 574 Type III A)**
(EC examination certificate of type: 0526 520 1694 0797)
Module integrating functions relating to two-hand control



OPERATING DIAGRAM
of twin-module unit



CHOICE OF EQUIPMENT

Description	EN 574 type	Symbol	CODE
Two-hand control unit integrating a twin-module logic block	III B		33600021
Two-hand control unit (with single module logic block)	III A		33600018
Twin-module logic block for two-hand control	III B		33600022
Single-module logic block (to fit sub-base) for two-hand control	III A		33600017

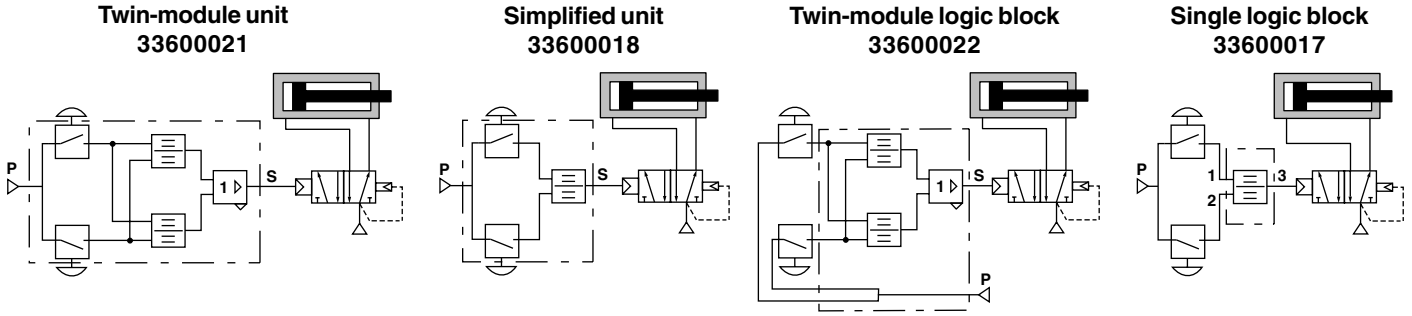
SINGLE LOGIC BLOCK SUB-BASE

The single module logic block fits pneumatic logic sub-bases of the type installed in control cabinets on symmetrical section to EN 50022 - AFNOR NF C 63015 (see Pages P1050-8 and 9)

Description	Use	CODE
SINGLE SUB-BASE	For individual installation on three-port sub-bases	35900019
JOINABLE SUB-BASE	For installation in association with other pneumatic logic components with series or parallel integral connection	35900021



CONNECTION (general case for double-acting cylinder control)



Installation recommendations

The component part of a two-hand control unit must be installed and connected together in such a manner as to be able to withstand specified operating constraints and foreseeable environmental factors (e.g. vibration, impact, temperature, foreign matter in compressed air, risk of pinching of hose etc.).

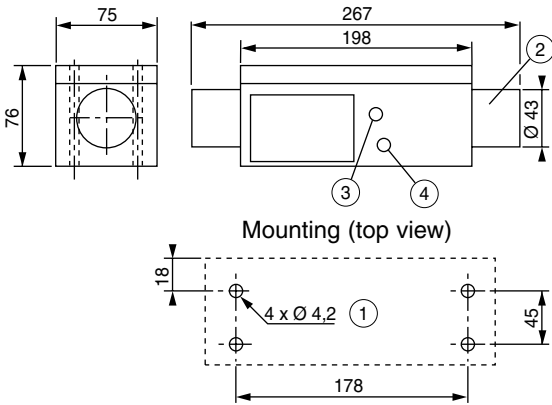
Casing and components to be integrated in the machinery in accordance with the applicable standards.

In the above diagrams, the control valve can be of the differential pressure or spring action return type.

DIMENSIONS AND WEIGHTS

TWO-HAND CONTROL UNIT 33600021 and 33600018

Weight of unit: 1.4 kg (336 00 021), 1 kg (336 00 018)

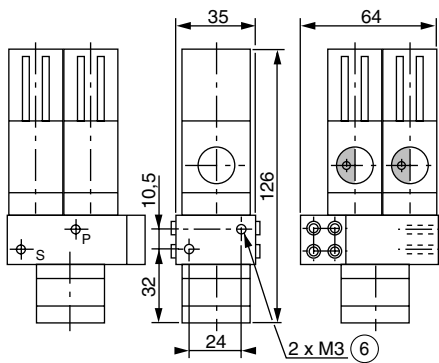


Mounting (top view)

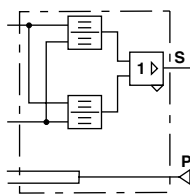
- ① Four 4.2 mm dia. through holes for mounting
- ② Two built-in 40 mm mushroom head buttons
- ③ Input signal: connector for 4 mm OD hose
- ④ Output signal: connector for 4 mm OD hose

TWIN-MODULE LOGIC BLOCK 33600022

Weight: 0.320 kg

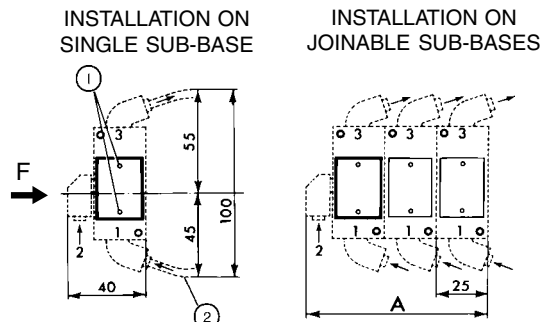


- ⑥ Thread depth: 10 mm

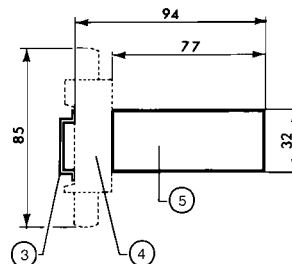


SINGLE LOGIC BLOCK 33600017 INSTALLED ON PNEUMATIC LOGIC SUB-BASES

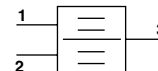
Weight of one module with sub-base: 0.120 kg



View F



- ① Pressure indicator
- ② 4 mm OD hose
- ③ EN 50022 symmetrical section
- ④ Sub-base
- ⑤ Single module (336 00 017)



Nbr. of components	A (mm)
2	65
3	90
4	115
5	140
6	165
7	190
8	215
9	240
10	265