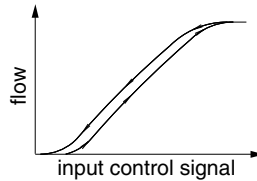


FEATURES

- Variable flow, proportional to the control signal
- Valves do not require a minimum operating pressure
- Valves can be mounted in any position
- The solenoid valves satisfy all relevant EC directives



GENERAL

Differential pressure See «SPECIFICATIONS» [1 bar = 100 kPa]
Maximum viscosity 50 cSt (mm²/s)

fluids (*)	temperature range (TS)	seal materials (*)
air, inert gas, water, oil	0°C to + 50°C	FPM (fluoroelastomer)

MATERIALS IN CONTACT WITH FLUID

(*) Ensure that the compatibility of the fluids in contact with the materials is verified

	Brass body	Stainless steel body
Body	Brass	AISI 303
Core tube	Stainless steel	Stainless steel
Core and plugnut	Stainless steel	Stainless steel
Springs	Stainless steel	Stainless steel
Riderring	PTFE	PTFE
Seat	Brass	Stainless steel
Seals	FPM	FPM
Disc	FPM	FPM
Breaker piece	Stainless steel	Stainless steel

ELECTRICAL CHARACTERISTICS

Coil insulation class F
Connector Spade plug (cable Ø 6-8 mm)
Connector specification DIN 43650, 11 mm, industry standard B
Electrical safety IEC 335
Electrical enclosure protection Moulded IP65 (EN 60529)
Standard voltages DC (=) : 24V (Other voltages on request)

prefix option	operating current (mA)	power ratings			operator ambient temperature range (TS) ⁽²⁾ (°C)	replacement coil =	type ⁽¹⁾	
		inrush ~ (VA)	holding ~ (VA)	hot/cold = (W)				
SC	100 - 450	-	-	-	8,6 / 6,3	0 to + 40	24 V DC	01

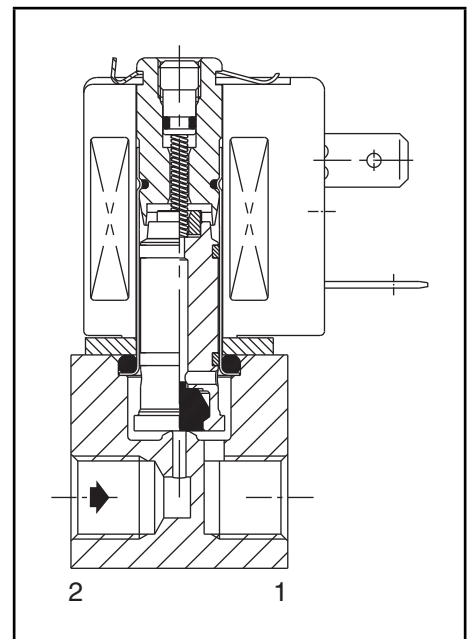
Voltage regulation 0 - 24 V DC
 24 V DC pulse width modulated (400 Hz)

Flow regulation characteristics⁽²⁾ Hysteresis < 5%; Repeatability < 1% ; Sensitivity < 1%

SPECIFICATIONS

pipe size	orifice size	flow coefficient Kv	operating pressure differential (bar)				power coil (W)	catalogue number		options				
			min.	max. (PS)				brass	stainless steel	EPDM	PTFE			
G	(mm)	(m ³ /h) (l/min)		vacuum	air (*)	water (*)	oil (*)							
					=	=	=	(=)						
NC - Normally closed														
1/8	1,2	0,05	0,7	0	1	8	5	5	6,3	SCG202A201V	SCG202A205V	E	T	-
	1,6	0,07	1,1	0	1	6	4	4	6,3	SCG202A202V	SCG202A206V	E	T	-
	2,4	0,13	2,2	0	1	4	3	3	6,3	SCG202A203V	SCG202A207V	E	T	-
	3,2	0,18	2,9	0	1	2,5	2,5	2,5	6,3	SCG202A204V	SCG202A208V	E	T	-

(1) Refer to the dimensional drawings on the following page.
 (2) Percentage of max. value with 24 V DC, P.W.M. 400 Hz, supply at constant differential pressure.



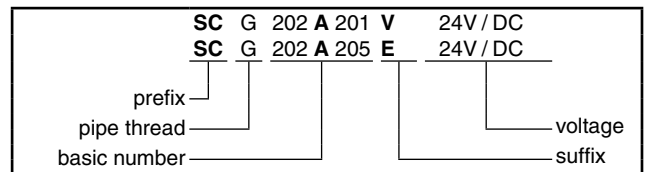
OPTIONS

- Valves can also be supplied with NBR (nitrile), EPDM (ethylene propylene) and PTFE seals and discs
- Explosionproof enclosures for use in zones 1/21-2/22, categories 2-3 to ATEX Directive 94/9/EC, on request
- Electrical enclosures according to "NEMA" standards are available
- Mounting brackets
- Electronic proportional control unit (catalogue number: **E908A003**, see V150)
Features:
 - analog input control signals: 0 - 10 V DC, 0 - 20 mA or 4 - 20 mA
 - coil current (= flow rate) adjustable to required control signals
 - switch-off function at less than 2% of the maximum control function
 - adjustable ramp control
 - adjustable frequency
 - output current independent of coil resistance and supply voltage variations
 - housed in: a box with spade plug connector according to ISO 4400 / IP65
- Other pipe connections are available on request

INSTALLATION

- The solenoid valves can be mounted in any position without affecting operation
- Solenoid valves have 2 mounting holes in body
- Threaded pipe connection is standard: G = G (ISO 228/1)
- Installation/maintenance instructions are included with each valve

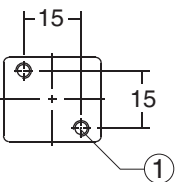
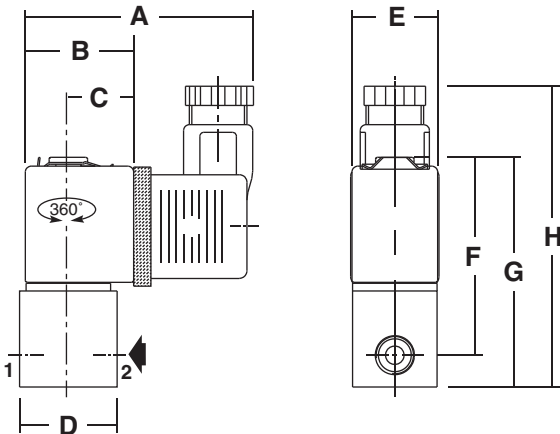
ORDERING EXAMPLES:



DIMENSIONS (mm), WEIGHT (kg)



TYPE 01
Prefix "SC" Solenoid
Epoxy moulded
IEC 335 / DIN 43650
IP65



type	prefix option	A	B	C	D	E	F	G	H	X	weight ⁽¹⁾
01	SC	59	28	17	25	22	52	60	78	-	0,2

⁽¹⁾ including coil and connector.